




Ingredients:



Chocolate




Rice Crispies



Sprinkles



Equipment:



Microwave



Bowl



Spoon




Cake cases

1



1. Melt the chocolate



slowly in the microwave.



Keep checking and stirring.


2



2. Add the rice crispies



and stir with a



big spoon.

3

3.

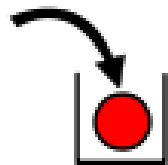


Put

the



mixture

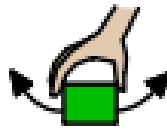


into

the



cake cases



using



a

small




spoon.

4


4.



Add



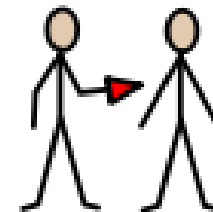
sprinkles



or

decorations

if



you



want to.